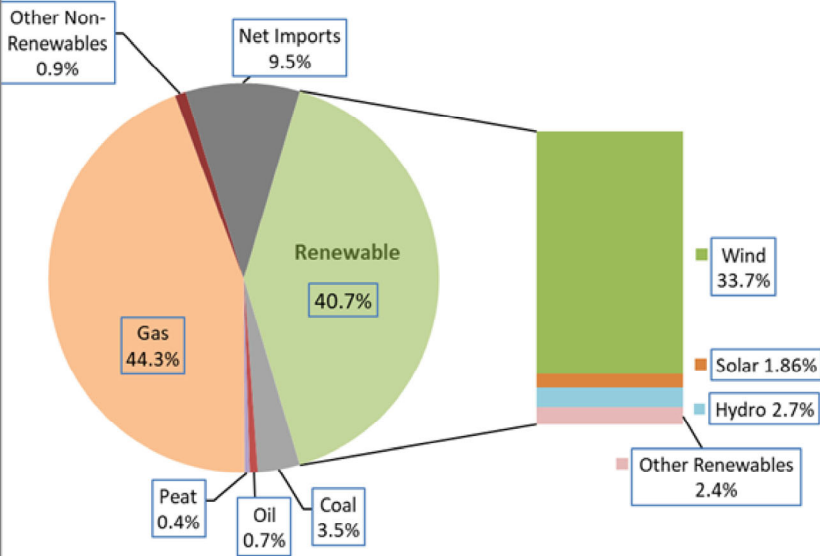
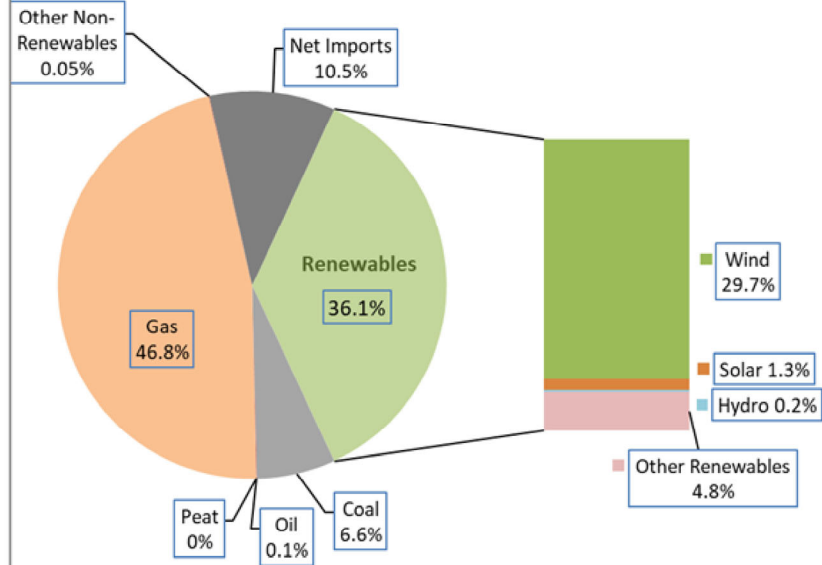


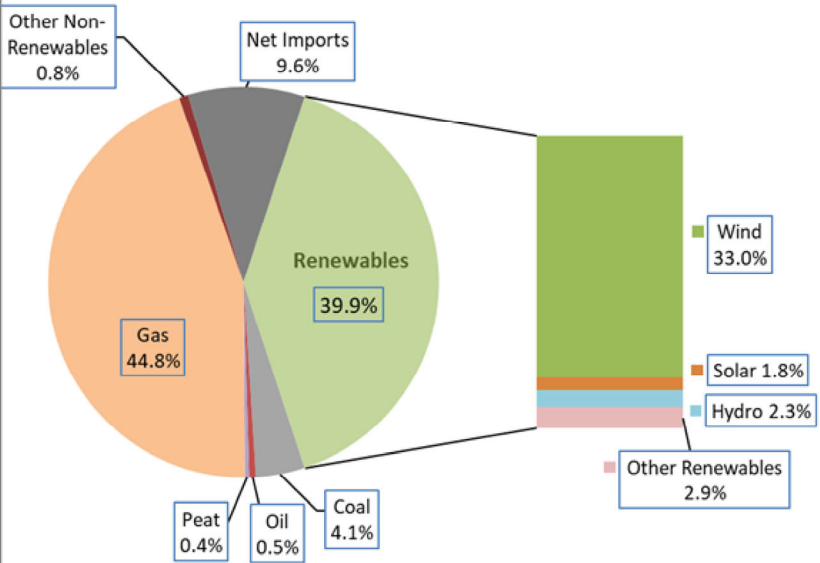
Ireland Fuel Mix 2023



Northern Ireland Fuel Mix 2023



All Island Fuel Mix 2023



Updated: Jul 2024

Notes:

All figures represent net exported energy.
Negative net imports indicate net exported energy.

Data Sources:

Ireland:

Final calendar year figures are provided by SEAI in May/June of the following year. Until then provisional figures are provided by EirGrid. SEAI's figures are comprised of EirGrid's provisional figures plus other small scale and micro generation data compiled by SEAI. EirGrid provisional figures consist of: EirGrid/SEMO metered data + ESBN/MRSO metered data for distribution-connected generation. EirGrid and SEAI may publish future updates to fuel mix figures as more data is collected throughout the year.

Other Non-Renewables include: non-renewable waste energy, non-renewable CHP and Diesel.
Other Renewables include: renewable CHP, bio energy (biomass, biogas, LFG) and ocean energy (tidal and wave). Pumped hydro is not included. It is considered storage or delayed output rather than primary production.

Northern Ireland: Fuel mix figures are based on latest metered data provided by SONI.

Other Non-Renewables include: DSO CHP and Diesel.
Other Renewables include: Biomass, Biogas, LFG, Renewable CHP and Hydro.